



**Course:** 11797.1221: HST.121.M002.FALL21.Global History to 1750  
**TA:** Thomas Bouril  
**Response Rate:** 6/20 (30.00 %)

**1 - My key reasons for taking this course were: (Select all that apply.)**

Response Option	Weight	Frequency	Percent	Percent Responses	
Interested in the subject	(1)	3	50.00%		
Required for major, minor, or program	(2)	2	33.33%		
Fulfilled Liberal Arts requirement/distribution (undergraduate only)	(3)	4	66.67%		
Reputation of instructor	(4)	1	16.67%		
Fit into my schedule	(5)	1	16.67%		
Advisor recommended course	(6)	0	0.00%		
Friend(s) recommended course	(7)	0	0.00%		
Other	(8)	0	0.00%		
<b>Response Rate</b>		6/20 (30%)			

**2 - For this course, on average, I spent the following time, outside of synchronous or in-person class sessions, on course work:**

Response Option	Weight	Frequency	Percent	Percent Responses	Means
0 hours per week	(1)	0	0.00%		
1-3 hours per week	(2)	4	66.67%		
4-6 hours per week	(3)	2	33.33%		
7-10 hours per week	(4)	0	0.00%		
11-15 hours per week	(5)	0	0.00%		
More than 15 hours per week	(6)	0	0.00%		
				0 25 50 100	Question
<b>Response Rate</b>				<b>Mean</b>	<b>STD</b>
6/20 (30.00%)				2.33	0.52
					<b>Median</b>
					2.00

**3 - I feel that I performed to my potential in this course.**

Response Option	Weight	Frequency	Percent	Percent Responses	Means
Strongly Disagree	(1)	0	0.00%		
Disagree	(2)	0	0.00%		
Somewhat Disagree	(3)	0	0.00%		
Somewhat Agree	(4)	1	16.67%		
Agree	(5)	4	66.67%		
Strongly Agree	(6)	1	16.67%		
				0 25 50 100	Question
<b>Response Rate</b>				<b>Mean</b>	<b>STD</b>
6/20 (30.00%)				5.00	0.63
					<b>Median</b>
					5.00

**4 - The syllabus was an accurate guide to course requirements.**

Response Option	Weight	Frequency	Percent	Percent Responses	Means
Strongly Disagree	(1)	0	0.00%		
Disagree	(2)	0	0.00%		
Somewhat Disagree	(3)	0	0.00%		
Somewhat Agree	(4)	0	0.00%		
Agree	(5)	4	66.67%		
Strongly Agree	(6)	2	33.33%		
				0 25 50 100	Question
<b>Response Rate</b>				<b>Mean</b>	<b>STD</b>
6/20 (30.00%)				5.33	0.52
					<b>Median</b>
					5.00



**Course:** 11797.1221: HST.121.M002.FALL21.Global History to 1750  
**TA:** Thomas Bouril  
**Response Rate:** 6/20 (30.00 %)

**5 - Student participation and the contribution of ideas, comments, and questions were encouraged.**

Response Option	Weight	Frequency	Percent	Percent Responses	Means			
Strongly Disagree	(1)	0	0.00%					
Disagree	(2)	0	0.00%					
Somewhat Disagree	(3)	0	0.00%					
Somewhat Agree	(4)	0	0.00%					
Agree	(5)	3	50.00%					
Strongly Agree	(6)	3	50.00%					
				0 25 50 100	Question			
Response Rate				Mean		STD		Median
6/20 (30.00%)				5.50		0.55		5.50

**6 - Course assessments (e.g., exams/quizzes, papers, presentations, projects, performances, etc.) allowed me to demonstrate what I learned.**

Response Option	Weight	Frequency	Percent	Percent Responses	Means			
Strongly Disagree	(1)	0	0.00%					
Disagree	(2)	0	0.00%					
Somewhat Disagree	(3)	0	0.00%					
Somewhat Agree	(4)	0	0.00%					
Agree	(5)	3	50.00%					
Strongly Agree	(6)	3	50.00%					
				0 25 50 100	Question			
Response Rate				Mean		STD		Median
6/20 (30.00%)				5.50		0.55		5.50

**7 - I received helpful feedback from the instructor to guide my progress in this course.**

Response Option	Weight	Frequency	Percent	Percent Responses	Means			
Strongly Disagree	(1)	0	0.00%					
Disagree	(2)	0	0.00%					
Somewhat Disagree	(3)	0	0.00%					
Somewhat Agree	(4)	0	0.00%					
Agree	(5)	2	33.33%					
Strongly Agree	(6)	4	66.67%					
				0 25 50 100	Question			
Response Rate				Mean		STD		Median
6/20 (30.00%)				5.67		0.52		6.00

**8 - I think my Teaching Assistant is prepared.**

Response Option	Weight	Frequency	Percent	Percent Responses	Means			
Strongly disagree	(1)	0	0.00%					
Disagree	(2)	0	0.00%					
Neutral	(3)	0	0.00%					
Agree	(4)	1	16.67%					
Strongly agree	(5)	5	83.33%					
				0 25 50 100	Question			
Response Rate				Mean		STD		Median
6/20 (30.00%)				4.83		0.41		5.00



**Course:** 11797.1221: HST.121.M002.FALL21.Global History to 1750  
**TA:** Thomas Bouril  
**Response Rate:** 6/20 (30.00 %)

**9 - I think my Teaching Assistant is organized.**

Response Option	Weight	Frequency	Percent	Percent Responses	Means			
Strongly disagree	(1)	0	0.00%					
Disagree	(2)	0	0.00%					
Neutral	(3)	0	0.00%					
Agree	(4)	1	16.67%					
Strongly agree	(5)	5	83.33%					
				0 25 50 100	Question			
Response Rate				Mean		STD		Median
6/20 (30.00%)				4.83		0.41		5.00

**10 - I think my Teaching Assistant is understandable in terms of level of presentation.**

Response Option	Weight	Frequency	Percent	Percent Responses	Means			
Strongly disagree	(1)	0	0.00%					
Disagree	(2)	0	0.00%					
Neutral	(3)	0	0.00%					
Agree	(4)	1	16.67%					
Strongly agree	(5)	5	83.33%					
				0 25 50 100	Question			
Response Rate				Mean		STD		Median
6/20 (30.00%)				4.83		0.41		5.00

**11 - I think my Teaching Assistant is understandable in terms of the English language.**

Response Option	Weight	Frequency	Percent	Percent Responses	Means			
Strongly disagree	(1)	0	0.00%					
Disagree	(2)	0	0.00%					
Neutral	(3)	0	0.00%					
Agree	(4)	1	16.67%					
Strongly agree	(5)	5	83.33%					
				0 25 50 100	Question			
Response Rate				Mean		STD		Median
6/20 (30.00%)				4.83		0.41		5.00

**12 - I think my Teaching Assistant is open to questions.**

Response Option	Weight	Frequency	Percent	Percent Responses	Means			
Strongly disagree	(1)	0	0.00%					
Disagree	(2)	0	0.00%					
Neutral	(3)	0	0.00%					
Agree	(4)	1	16.67%					
Strongly agree	(5)	5	83.33%					
				0 25 50 100	Question			
Response Rate				Mean		STD		Median
6/20 (30.00%)				4.83		0.41		5.00



**Course:** 11797.1221: HST.121.M002.FALL21.Global History to 1750  
**TA:** Thomas Bouril  
**Response Rate:** 6/20 (30.00 %)

**13 - I think my Teaching Assistant treats all students with respect.**

Response Option	Weight	Frequency	Percent	Percent Responses	Means				
Strongly disagree	(1)	0	0.00%						
Disagree	(2)	0	0.00%						
Neutral	(3)	0	0.00%						
Agree	(4)	1	16.67%						
Strongly agree	(5)	5	83.33%						
				02550100	Question				
Response Rate				Mean		STD		Median	
6/20 (30.00%)				4.83		0.41		5.00	

**14 - I think my Teaching Assistant is in control of the class**

Response Option	Weight	Frequency	Percent	Percent Responses	Means				
Strongly disagree	(1)	0	0.00%						
Disagree	(2)	0	0.00%						
Neutral	(3)	0	0.00%						
Agree	(4)	1	16.67%						
Strongly agree	(5)	5	83.33%						
				02550100	Question				
Response Rate				Mean		STD		Median	
6/20 (30.00%)				4.83		0.41		5.00	

**15 - I think my Teaching Assistant is enthusiastic.**

Response Option	Weight	Frequency	Percent	Percent Responses	Means				
Strongly disagree	(1)	0	0.00%						
Disagree	(2)	0	0.00%						
Neutral	(3)	0	0.00%						
Agree	(4)	1	16.67%						
Strongly agree	(5)	5	83.33%						
				02550100	Question				
Response Rate				Mean		STD		Median	
6/20 (30.00%)				4.83		0.41		5.00	

**16 - I think my Teaching Assistant answers questions effectively.**

Response Option	Weight	Frequency	Percent	Percent Responses	Means				
Strongly disagree	(1)	0	0.00%						
Disagree	(2)	0	0.00%						
Neutral	(3)	0	0.00%						
Agree	(4)	1	16.67%						
Strongly agree	(5)	5	83.33%						
				02550100	Question				
Response Rate				Mean		STD		Median	
6/20 (30.00%)				4.83		0.41		5.00	



**Course:** 11797.1221: HST.121.M002.FALL21.Global History to 1750  
**TA:** Thomas Bouril  
**Response Rate:** 6/20 (30.00 %)

**17 - I think my Teaching Assistant cares about the subject.**

Response Option	Weight	Frequency	Percent	Percent Responses	Means			
Strongly disagree	(1)	0	0.00%					
Disagree	(2)	0	0.00%					
Neutral	(3)	0	0.00%					
Agree	(4)	1	16.67%					
Strongly agree	(5)	5	83.33%					
				0 25 50 100	Question			
<b>Response Rate</b>				<b>Mean</b>		<b>STD</b>		<b>Median</b>
6/20 (30.00%)				4.83		0.41		5.00

**18 - I think my Teaching Assistant helps arouse student interest in the subject.**

Response Option	Weight	Frequency	Percent	Percent Responses	Means			
Strongly disagree	(1)	0	0.00%					
Disagree	(2)	0	0.00%					
Neutral	(3)	0	0.00%					
Agree	(4)	2	33.33%					
Strongly agree	(5)	4	66.67%					
				0 25 50 100	Question			
<b>Response Rate</b>				<b>Mean</b>		<b>STD</b>		<b>Median</b>
6/20 (30.00%)				4.67		0.52		5.00

**19 - I think my Teaching Assistant provides high quality instruction.**

Response Option	Weight	Frequency	Percent	Percent Responses	Means			
Strongly disagree	(1)	0	0.00%					
Disagree	(2)	0	0.00%					
Neutral	(3)	0	0.00%					
Agree	(4)	1	16.67%					
Strongly agree	(5)	5	83.33%					
				0 25 50 100	Question			
<b>Response Rate</b>				<b>Mean</b>		<b>STD</b>		<b>Median</b>
6/20 (30.00%)				4.83		0.41		5.00

**20 - I think my Teaching Assistant motivates me to perform well in this course.**

Response Option	Weight	Frequency	Percent	Percent Responses	Means			
Strongly disagree	(1)	0	0.00%					
Disagree	(2)	0	0.00%					
Neutral	(3)	0	0.00%					
Agree	(4)	2	33.33%					
Strongly agree	(5)	4	66.67%					
				0 25 50 100	Question			
<b>Response Rate</b>				<b>Mean</b>		<b>STD</b>		<b>Median</b>
6/20 (30.00%)				4.67		0.52		5.00



**Course:** 11797.1221: HST.121.M002.FALL21.Global History to 1750  
**TA:** Thomas Bouril  
**Response Rate:** 6/20 (30.00 %)

21 - I think my Teaching Assistant teaches the class in a way that promotes a better understanding of the reading.							
Response Option	Weight	Frequency	Percent	Percent Responses	Means		
Strongly disagree	(1)	0	0.00%				
Disagree	(2)	0	0.00%				
Neutral	(3)	0	0.00%				
Agree	(4)	1	16.67%				
Strongly agree	(5)	5	83.33%				
				0 25 50 100	Question		
Response Rate				Mean	STD	Median	
6/20 (30.00%)				4.83	0.41	5.00	



**Course:** 11800.1221: HST.121.M005.FALL21.Global History to 1750  
**TA:** Thomas Bouril  
**Response Rate:** 8/19 (42.11 %)

**1 - My key reasons for taking this course were: (Select all that apply.)**

Response Option	Weight	Frequency	Percent	Percent Responses	
Interested in the subject	(1)	6	75.00%		
Required for major, minor, or program	(2)	2	25.00%		
Fulfilled Liberal Arts requirement/distribution (undergraduate only)	(3)	5	62.50%		
Reputation of instructor	(4)	1	12.50%		
Fit into my schedule	(5)	2	25.00%		
Advisor recommended course	(6)	1	12.50%		
Friend(s) recommended course	(7)	1	12.50%		
Other	(8)	0	0.00%		
<b>Response Rate</b>		8/19 (42.11%)			

**2 - For this course, on average, I spent the following time, outside of synchronous or in-person class sessions, on course work:**

Response Option	Weight	Frequency	Percent	Percent Responses	Means
0 hours per week	(1)	0	0.00%		
1-3 hours per week	(2)	6	75.00%		
4-6 hours per week	(3)	2	25.00%		
7-10 hours per week	(4)	0	0.00%		
11-15 hours per week	(5)	0	0.00%		
More than 15 hours per week	(6)	0	0.00%		
				0 25 50 100	Question
<b>Response Rate</b>				<b>Mean</b>	<b>STD</b>
8/19 (42.11%)				2.25	0.46
					<b>Median</b>
					2.00

**3 - I feel that I performed to my potential in this course.**

Response Option	Weight	Frequency	Percent	Percent Responses	Means
Strongly Disagree	(1)	0	0.00%		
Disagree	(2)	0	0.00%		
Somewhat Disagree	(3)	0	0.00%		
Somewhat Agree	(4)	3	37.50%		
Agree	(5)	2	25.00%		
Strongly Agree	(6)	3	37.50%		
				0 25 50 100	Question
<b>Response Rate</b>				<b>Mean</b>	<b>STD</b>
8/19 (42.11%)				5.00	0.93
					<b>Median</b>
					5.00

**4 - The syllabus was an accurate guide to course requirements.**

Response Option	Weight	Frequency	Percent	Percent Responses	Means
Strongly Disagree	(1)	0	0.00%		
Disagree	(2)	0	0.00%		
Somewhat Disagree	(3)	0	0.00%		
Somewhat Agree	(4)	0	0.00%		
Agree	(5)	6	75.00%		
Strongly Agree	(6)	2	25.00%		
				0 25 50 100	Question
<b>Response Rate</b>				<b>Mean</b>	<b>STD</b>
8/19 (42.11%)				5.25	0.46
					<b>Median</b>
					5.00



**Course:** 11800.1221: HST.121.M005.FALL21.Global History to 1750  
**TA:** Thomas Bouril  
**Response Rate:** 8/19 (42.11 %)

**5 - Student participation and the contribution of ideas, comments, and questions were encouraged.**

Response Option	Weight	Frequency	Percent	Percent Responses	Means				
Strongly Disagree	(1)	0	0.00%		<div>5.25</div>				
Disagree	(2)	0	0.00%						
Somewhat Disagree	(3)	0	0.00%						
Somewhat Agree	(4)	1	12.50%						
Agree	(5)	4	50.00%						
Strongly Agree	(6)	3	37.50%						
				02550100	Question				
Response Rate				Mean		STD		Median	
8/19 (42.11%)				5.25		0.71		5.00	

**6 - Course assessments (e.g., exams/quizzes, papers, presentations, projects, performances, etc.) allowed me to demonstrate what I learned.**

Response Option	Weight	Frequency	Percent	Percent Responses	Means				
Strongly Disagree	(1)	0	0.00%		<div>5.00</div>				
Disagree	(2)	0	0.00%						
Somewhat Disagree	(3)	0	0.00%						
Somewhat Agree	(4)	1	12.50%						
Agree	(5)	6	75.00%						
Strongly Agree	(6)	1	12.50%						
				02550100	Question				
Response Rate				Mean		STD		Median	
8/19 (42.11%)				5.00		0.53		5.00	

**7 - I received helpful feedback from the instructor to guide my progress in this course.**

Response Option	Weight	Frequency	Percent	Percent Responses	Means				
Strongly Disagree	(1)	0	0.00%		<div>5.13</div>				
Disagree	(2)	0	0.00%						
Somewhat Disagree	(3)	0	0.00%						
Somewhat Agree	(4)	1	12.50%						
Agree	(5)	5	62.50%						
Strongly Agree	(6)	2	25.00%						
				02550100	Question				
Response Rate				Mean		STD		Median	
8/19 (42.11%)				5.13		0.64		5.00	

**8 - I think my Teaching Assistant is prepared.**

Response Option	Weight	Frequency	Percent	Percent Responses	Means			
Strongly disagree	(1)	0	0.00%		<div>4.63</div>			
Disagree	(2)	0	0.00%					
Neutral	(3)	0	0.00%					
Agree	(4)	3	37.50%					
Strongly agree	(5)	5	62.50%					
				02550100	Question			
Response Rate				Mean		STD		Median
8/19 (42.11%)				4.63		0.52		5.00





**Course:** 11800.1221: HST.121.M005.FALL21.Global History to 1750  
**TA:** Thomas Bouril  
**Response Rate:** 8/19 (42.11 %)

**9 - I think my Teaching Assistant is organized.**

Response Option	Weight	Frequency	Percent	Percent Responses	Means			
Strongly disagree	(1)	0	0.00%					
Disagree	(2)	0	0.00%					
Neutral	(3)	0	0.00%					
Agree	(4)	3	37.50%					
Strongly agree	(5)	5	62.50%					
				0 25 50 100	Question			
<b>Response Rate</b>				<b>Mean</b>	<b>STD</b>	<b>Median</b>		
8/19 (42.11%)				4.63	0.52	5.00		

**10 - I think my Teaching Assistant is understandable in terms of level of presentation.**

Response Option	Weight	Frequency	Percent	Percent Responses	Means			
Strongly disagree	(1)	0	0.00%					
Disagree	(2)	0	0.00%					
Neutral	(3)	0	0.00%					
Agree	(4)	3	37.50%					
Strongly agree	(5)	5	62.50%					
				0 25 50 100	Question			
<b>Response Rate</b>				<b>Mean</b>	<b>STD</b>	<b>Median</b>		
8/19 (42.11%)				4.63	0.52	5.00		

**11 - I think my Teaching Assistant is understandable in terms of the English language.**

Response Option	Weight	Frequency	Percent	Percent Responses	Means			
Strongly disagree	(1)	0	0.00%					
Disagree	(2)	0	0.00%					
Neutral	(3)	0	0.00%					
Agree	(4)	3	37.50%					
Strongly agree	(5)	5	62.50%					
				0 25 50 100	Question			
<b>Response Rate</b>				<b>Mean</b>	<b>STD</b>	<b>Median</b>		
8/19 (42.11%)				4.63	0.52	5.00		

**12 - I think my Teaching Assistant is open to questions.**

Response Option	Weight	Frequency	Percent	Percent Responses	Means			
Strongly disagree	(1)	0	0.00%					
Disagree	(2)	0	0.00%					
Neutral	(3)	0	0.00%					
Agree	(4)	3	37.50%					
Strongly agree	(5)	5	62.50%					
				0 25 50 100	Question			
<b>Response Rate</b>				<b>Mean</b>	<b>STD</b>	<b>Median</b>		
8/19 (42.11%)				4.63	0.52	5.00		



**Course:** 11800.1221: HST.121.M005.FALL21.Global History to 1750  
**TA:** Thomas Bouril  
**Response Rate:** 8/19 (42.11 %)

**13 - I think my Teaching Assistant treats all students with respect.**

Response Option	Weight	Frequency	Percent	Percent Responses	Means			
Strongly disagree	(1)	0	0.00%					
Disagree	(2)	0	0.00%					
Neutral	(3)	0	0.00%					
Agree	(4)	2	25.00%					
Strongly agree	(5)	6	75.00%					
				0 25 50 100	Question			
<b>Response Rate</b>				<b>Mean</b>		<b>STD</b>		<b>Median</b>
8/19 (42.11%)				4.75		0.46		5.00

**14 - I think my Teaching Assistant is in control of the class**

Response Option	Weight	Frequency	Percent	Percent Responses	Means			
Strongly disagree	(1)	0	0.00%					
Disagree	(2)	0	0.00%					
Neutral	(3)	0	0.00%					
Agree	(4)	3	37.50%					
Strongly agree	(5)	5	62.50%					
				0 25 50 100	Question			
<b>Response Rate</b>				<b>Mean</b>		<b>STD</b>		<b>Median</b>
8/19 (42.11%)				4.63		0.52		5.00

**15 - I think my Teaching Assistant is enthusiastic.**

Response Option	Weight	Frequency	Percent	Percent Responses	Means			
Strongly disagree	(1)	0	0.00%					
Disagree	(2)	0	0.00%					
Neutral	(3)	0	0.00%					
Agree	(4)	2	25.00%					
Strongly agree	(5)	6	75.00%					
				0 25 50 100	Question			
<b>Response Rate</b>				<b>Mean</b>		<b>STD</b>		<b>Median</b>
8/19 (42.11%)				4.75		0.46		5.00

**16 - I think my Teaching Assistant answers questions effectively.**

Response Option	Weight	Frequency	Percent	Percent Responses	Means			
Strongly disagree	(1)	0	0.00%					
Disagree	(2)	0	0.00%					
Neutral	(3)	0	0.00%					
Agree	(4)	4	50.00%					
Strongly agree	(5)	4	50.00%					
				0 25 50 100	Question			
<b>Response Rate</b>				<b>Mean</b>		<b>STD</b>		<b>Median</b>
8/19 (42.11%)				4.50		0.53		4.50



**Course:** 11800.1221: HST.121.M005.FALL21.Global History to 1750  
**TA:** Thomas Bouril  
**Response Rate:** 8/19 (42.11 %)

**17 - I think my Teaching Assistant cares about the subject.**

Response Option	Weight	Frequency	Percent	Percent Responses	Means			
Strongly disagree	(1)	0	0.00%					
Disagree	(2)	0	0.00%					
Neutral	(3)	0	0.00%					
Agree	(4)	3	37.50%					
Strongly agree	(5)	5	62.50%					
				0 25 50 100	Question			
<b>Response Rate</b>				<b>Mean</b>	<b>STD</b>	<b>Median</b>		
8/19 (42.11%)				4.63	0.52	5.00		

**18 - I think my Teaching Assistant helps arouse student interest in the subject.**

Response Option	Weight	Frequency	Percent	Percent Responses	Means			
Strongly disagree	(1)	0	0.00%					
Disagree	(2)	0	0.00%					
Neutral	(3)	0	0.00%					
Agree	(4)	4	50.00%					
Strongly agree	(5)	4	50.00%					
				0 25 50 100	Question			
<b>Response Rate</b>				<b>Mean</b>	<b>STD</b>	<b>Median</b>		
8/19 (42.11%)				4.50	0.53	4.50		

**19 - I think my Teaching Assistant provides high quality instruction.**

Response Option	Weight	Frequency	Percent	Percent Responses	Means			
Strongly disagree	(1)	0	0.00%					
Disagree	(2)	0	0.00%					
Neutral	(3)	0	0.00%					
Agree	(4)	4	50.00%					
Strongly agree	(5)	4	50.00%					
				0 25 50 100	Question			
<b>Response Rate</b>				<b>Mean</b>	<b>STD</b>	<b>Median</b>		
8/19 (42.11%)				4.50	0.53	4.50		

**20 - I think my Teaching Assistant motivates me to perform well in this course.**

Response Option	Weight	Frequency	Percent	Percent Responses	Means			
Strongly disagree	(1)	0	0.00%					
Disagree	(2)	0	0.00%					
Neutral	(3)	0	0.00%					
Agree	(4)	4	50.00%					
Strongly agree	(5)	4	50.00%					
				0 25 50 100	Question			
<b>Response Rate</b>				<b>Mean</b>	<b>STD</b>	<b>Median</b>		
8/19 (42.11%)				4.50	0.53	4.50		



**Course:** 11800.1221: HST.121.M005.FALL21.Global History to 1750  
**TA:** Thomas Bouril  
**Response Rate:** 8/19 (42.11 %)

21 - I think my Teaching Assistant teaches the class in a way that promotes a better understanding of the reading.							
Response Option	Weight	Frequency	Percent	Percent Responses	Means		
Strongly disagree	(1)	0	0.00%				
Disagree	(2)	0	0.00%				
Neutral	(3)	0	0.00%				
Agree	(4)	5	62.50%				
Strongly agree	(5)	3	37.50%				
				0 25 50 100	Question		
Response Rate				Mean	STD	Median	
8/19 (42.11%)				4.38	0.52	4.00	



**Course:** 11802.1221: HST.121.M007.FALL21.Global History to 1750  
**TA:** Thomas Bouril  
**Response Rate:** 9/20 (45.00 %)

**1 - My key reasons for taking this course were: (Select all that apply.)**

Response Option	Weight	Frequency	Percent	Percent Responses	
Interested in the subject	(1)	4	44.44%		
Required for major, minor, or program	(2)	2	22.22%		
Fulfilled Liberal Arts requirement/distribution (undergraduate only)	(3)	6	66.67%		
Reputation of instructor	(4)	0	0.00%		
Fit into my schedule	(5)	5	55.56%		
Advisor recommended course	(6)	0	0.00%		
Friend(s) recommended course	(7)	0	0.00%		
Other	(8)	0	0.00%		
<b>Response Rate</b>		9/20 (45%)			

**2 - For this course, on average, I spent the following time, outside of synchronous or in-person class sessions, on course work:**

Response Option	Weight	Frequency	Percent	Percent Responses	Means
0 hours per week	(1)	0	0.00%		
1-3 hours per week	(2)	7	77.78%		
4-6 hours per week	(3)	1	11.11%		
7-10 hours per week	(4)	0	0.00%		
11-15 hours per week	(5)	0	0.00%		
More than 15 hours per week	(6)	1	11.11%		
				0 25 50 100	Question
<b>Response Rate</b>				<b>Mean</b>	<b>STD</b>
9/20 (45.00%)				2.56	1.33
					<b>Median</b>
					2.00

**3 - I feel that I performed to my potential in this course.**

Response Option	Weight	Frequency	Percent	Percent Responses	Means
Strongly Disagree	(1)	0	0.00%		
Disagree	(2)	0	0.00%		
Somewhat Disagree	(3)	0	0.00%		
Somewhat Agree	(4)	1	11.11%		
Agree	(5)	5	55.56%		
Strongly Agree	(6)	3	33.33%		
				0 25 50 100	Question
<b>Response Rate</b>				<b>Mean</b>	<b>STD</b>
9/20 (45.00%)				5.22	0.67
					<b>Median</b>
					5.00

**4 - The syllabus was an accurate guide to course requirements.**

Response Option	Weight	Frequency	Percent	Percent Responses	Means
Strongly Disagree	(1)	0	0.00%		
Disagree	(2)	0	0.00%		
Somewhat Disagree	(3)	0	0.00%		
Somewhat Agree	(4)	1	11.11%		
Agree	(5)	3	33.33%		
Strongly Agree	(6)	5	55.56%		
				0 25 50 100	Question
<b>Response Rate</b>				<b>Mean</b>	<b>STD</b>
9/20 (45.00%)				5.44	0.73
					<b>Median</b>
					6.00



**Course:** 11802.1221: HST.121.M007.FALL21.Global History to 1750  
**TA:** Thomas Bouril  
**Response Rate:** 9/20 (45.00 %)



**5 - Student participation and the contribution of ideas, comments, and questions were encouraged.**

Response Option	Weight	Frequency	Percent	Percent Responses	Means			
Strongly Disagree	(1)	0	0.00%		<div>5.44</div>			
Disagree	(2)	0	0.00%					
Somewhat Disagree	(3)	0	0.00%					
Somewhat Agree	(4)	0	0.00%					
Agree	(5)	5	55.56%					
Strongly Agree	(6)	4	44.44%					
				02550100	Question			
Response Rate				Mean		STD		Median
9/20 (45.00%)				5.44		0.53		5.00



**6 - Course assessments (e.g., exams/quizzes, papers, presentations, projects, performances, etc.) allowed me to demonstrate what I learned.**

Response Option	Weight	Frequency	Percent	Percent Responses	Means			
Strongly Disagree	(1)	0	0.00%					
Disagree	(2)	0	0.00%					
Somewhat Disagree	(3)	1	11.11%					
Somewhat Agree	(4)	1	11.11%					
Agree	(5)	3	33.33%					
Strongly Agree	(6)	4	44.44%					
				02550100	Question			
Response Rate				Mean		STD		Median
9/20 (45.00%)				5.11		1.05		5.00

**7 - I received helpful feedback from the instructor to guide my progress in this course.**

Response Option	Weight	Frequency	Percent	Percent Responses	Means				
Strongly Disagree	(1)	0	0.00%						
Disagree	(2)	0	0.00%						
Somewhat Disagree	(3)	0	0.00%						
Somewhat Agree	(4)	0	0.00%						
Agree	(5)	5	55.56%						
Strongly Agree	(6)	4	44.44%						
				02550100	Question				
Response Rate				Mean		STD		Median	
9/20 (45.00%)				5.44		0.53		5.00	

**8 - I think my Teaching Assistant is prepared.**

Response Option	Weight	Frequency	Percent	Percent Responses	Means			
Strongly disagree	(1)	0	0.00%					
Disagree	(2)	0	0.00%					
Neutral	(3)	0	0.00%					
Agree	(4)	2	22.22%					
Strongly agree	(5)	7	77.78%					
				02550100	Question			
Response Rate				Mean		STD		Median
9/20 (45.00%)				4.78		0.44		5.00



**Course:** 11802.1221: HST.121.M007.FALL21.Global History to 1750  
**TA:** Thomas Bouril  
**Response Rate:** 9/20 (45.00 %)

**9 - I think my Teaching Assistant is organized.**

Response Option	Weight	Frequency	Percent	Percent Responses	Means			
Strongly disagree	(1)	0	0.00%					
Disagree	(2)	0	0.00%					
Neutral	(3)	0	0.00%					
Agree	(4)	2	22.22%					
Strongly agree	(5)	7	77.78%					
				0 25 50 100	Question			
<b>Response Rate</b>				<b>Mean</b>		<b>STD</b>		<b>Median</b>
9/20 (45.00%)				4.78		0.44		5.00

**10 - I think my Teaching Assistant is understandable in terms of level of presentation.**

Response Option	Weight	Frequency	Percent	Percent Responses	Means			
Strongly disagree	(1)	0	0.00%					
Disagree	(2)	0	0.00%					
Neutral	(3)	0	0.00%					
Agree	(4)	2	22.22%					
Strongly agree	(5)	7	77.78%					
				0 25 50 100	Question			
<b>Response Rate</b>				<b>Mean</b>		<b>STD</b>		<b>Median</b>
9/20 (45.00%)				4.78		0.44		5.00

**11 - I think my Teaching Assistant is understandable in terms of the English language.**

Response Option	Weight	Frequency	Percent	Percent Responses	Means			
Strongly disagree	(1)	0	0.00%					
Disagree	(2)	0	0.00%					
Neutral	(3)	0	0.00%					
Agree	(4)	2	22.22%					
Strongly agree	(5)	7	77.78%					
				0 25 50 100	Question			
<b>Response Rate</b>				<b>Mean</b>		<b>STD</b>		<b>Median</b>
9/20 (45.00%)				4.78		0.44		5.00

**12 - I think my Teaching Assistant is open to questions.**

Response Option	Weight	Frequency	Percent	Percent Responses	Means			
Strongly disagree	(1)	0	0.00%					
Disagree	(2)	0	0.00%					
Neutral	(3)	0	0.00%					
Agree	(4)	2	22.22%					
Strongly agree	(5)	7	77.78%					
				0 25 50 100	Question			
<b>Response Rate</b>				<b>Mean</b>		<b>STD</b>		<b>Median</b>
9/20 (45.00%)				4.78		0.44		5.00



**Course:** 11802.1221: HST.121.M007.FALL21.Global History to 1750

**TA:** Thomas Bouril

**Response Rate:** 9/20 (45.00 %)

**13 - I think my Teaching Assistant treats all students with respect.**

Response Option	Weight	Frequency	Percent	Percent Responses	Means			
Strongly disagree	(1)	0	0.00%					
Disagree	(2)	0	0.00%					
Neutral	(3)	0	0.00%					
Agree	(4)	2	22.22%					
Strongly agree	(5)	7	77.78%					
				0 25 50 100	Question			
<b>Response Rate</b>				<b>Mean</b>	<b>STD</b>	<b>Median</b>		
9/20 (45.00%)				4.78	0.44	5.00		

**14 - I think my Teaching Assistant is in control of the class**

Response Option	Weight	Frequency	Percent	Percent Responses	Means			
Strongly disagree	(1)	0	0.00%					
Disagree	(2)	0	0.00%					
Neutral	(3)	0	0.00%					
Agree	(4)	3	33.33%					
Strongly agree	(5)	6	66.67%					
				0 25 50 100	Question			
<b>Response Rate</b>				<b>Mean</b>	<b>STD</b>	<b>Median</b>		
9/20 (45.00%)				4.67	0.50	5.00		

**15 - I think my Teaching Assistant is enthusiastic.**

Response Option	Weight	Frequency	Percent	Percent Responses	Means			
Strongly disagree	(1)	0	0.00%					
Disagree	(2)	0	0.00%					
Neutral	(3)	0	0.00%					
Agree	(4)	2	22.22%					
Strongly agree	(5)	7	77.78%					
				0 25 50 100	Question			
<b>Response Rate</b>				<b>Mean</b>	<b>STD</b>	<b>Median</b>		
9/20 (45.00%)				4.78	0.44	5.00		

**16 - I think my Teaching Assistant answers questions effectively.**

Response Option	Weight	Frequency	Percent	Percent Responses	Means			
Strongly disagree	(1)	0	0.00%					
Disagree	(2)	0	0.00%					
Neutral	(3)	0	0.00%					
Agree	(4)	2	22.22%					
Strongly agree	(5)	7	77.78%					
				0 25 50 100	Question			
<b>Response Rate</b>				<b>Mean</b>	<b>STD</b>	<b>Median</b>		
9/20 (45.00%)				4.78	0.44	5.00		





**Course:** 11802.1221: HST.121.M007.FALL21.Global History to 1750  
**TA:** Thomas Bouril  
**Response Rate:** 9/20 (45.00 %)

**17 - I think my Teaching Assistant cares about the subject.**

Response Option	Weight	Frequency	Percent	Percent Responses	Means			
Strongly disagree	(1)	0	0.00%					
Disagree	(2)	0	0.00%					
Neutral	(3)	0	0.00%					
Agree	(4)	2	22.22%					
Strongly agree	(5)	7	77.78%					
				0 25 50 100	Question			
<b>Response Rate</b>				<b>Mean</b>		<b>STD</b>		<b>Median</b>
9/20 (45.00%)				4.78		0.44		5.00

**18 - I think my Teaching Assistant helps arouse student interest in the subject.**

Response Option	Weight	Frequency	Percent	Percent Responses	Means			
Strongly disagree	(1)	0	0.00%					
Disagree	(2)	0	0.00%					
Neutral	(3)	0	0.00%					
Agree	(4)	2	22.22%					
Strongly agree	(5)	7	77.78%					
				0 25 50 100	Question			
<b>Response Rate</b>				<b>Mean</b>		<b>STD</b>		<b>Median</b>
9/20 (45.00%)				4.78		0.44		5.00

**19 - I think my Teaching Assistant provides high quality instruction.**

Response Option	Weight	Frequency	Percent	Percent Responses	Means			
Strongly disagree	(1)	0	0.00%					
Disagree	(2)	0	0.00%					
Neutral	(3)	0	0.00%					
Agree	(4)	2	22.22%					
Strongly agree	(5)	7	77.78%					
				0 25 50 100	Question			
<b>Response Rate</b>				<b>Mean</b>		<b>STD</b>		<b>Median</b>
9/20 (45.00%)				4.78		0.44		5.00

**20 - I think my Teaching Assistant motivates me to perform well in this course.**

Response Option	Weight	Frequency	Percent	Percent Responses	Means			
Strongly disagree	(1)	0	0.00%					
Disagree	(2)	0	0.00%					
Neutral	(3)	0	0.00%					
Agree	(4)	2	22.22%					
Strongly agree	(5)	7	77.78%					
				0 25 50 100	Question			
<b>Response Rate</b>				<b>Mean</b>		<b>STD</b>		<b>Median</b>
9/20 (45.00%)				4.78		0.44		5.00



**Course:** 11802.1221: HST.121.M007.FALL21.Global History to 1750  
**TA:** Thomas Bouril  
**Response Rate:** 9/20 (45.00 %)

21 - I think my Teaching Assistant teaches the class in a way that promotes a better understanding of the reading.							
Response Option	Weight	Frequency	Percent	Percent Responses	Means		
Strongly disagree	(1)	0	0.00%				
Disagree	(2)	0	0.00%				
Neutral	(3)	0	0.00%				
Agree	(4)	2	22.22%				
Strongly agree	(5)	7	77.78%				
				0 25 50 100	Question		
Response Rate				Mean	STD	Median	
9/20 (45.00%)				4.78	0.44	5.00	